

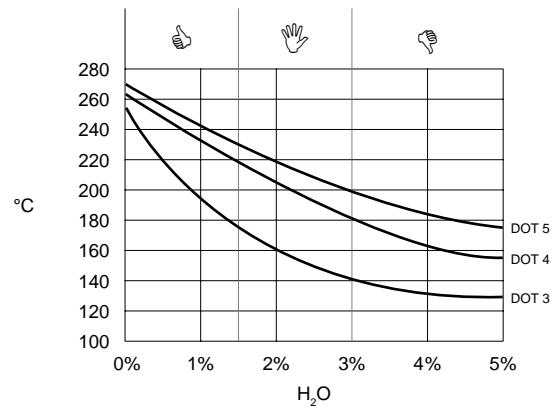


2. Instruction

		
(GB) Brake fluid tester LED red = Change brake fluid LED red flashing = Change battery	LED yellow = Low percentage of water, check again within 6 month	LED green = Brake fluid OK / Battery OK
(D) Bremsflüssigkeitstester LED rot = Bremsflüssigkeit wechseln LED rot blinkend = Batterie wechseln	LED gelb = Geringer Feuchtigkeitsgehalt in 6 Monaten wieder prüfen	LED grün = Bremsflüssigkeit OK / Batterie in Ordnung
(F) Testure de liquid de frein LED rouge = Remplacer la fluid de frein LED rouge clignotant = Remplacer la pile	LED jaune = Faible teneur en eau. Contrôler après 6 mois plus tard	LED vert = La fluide de frein est OK / La pile es en ordre
(I) Tester per liquidi per freni LED rosso = Sostituire il liquido dei freni LED rosso lampeggante = Sostit. la batteria	LED giallo = Debole contenuto d'acqua. Controllare più tardi dopo 6 mesi	LED verde = Liquido dei freni OK / La batteria in buone condizioni
(E) Probador de liquido de frenos LED rojo = Cambiar liquido de frenos LED rojo parpadeante = Cambiar batería	LED amarillo = Bajo grado de humedad, volver a comprobar en 6 meses	LED verde = Nivel de liquido de freno OK / Bateria cargada
(P) Aparelho de ensaio do liquido para travões LED vermelho = Substituir o líquido para travões LED pisca a vermelho = Substituir bateria	LED amarelo = Reduzido conteúdo de humidade. Contolar novamente dentro de 6 meses	LED verde = Líquido pare travões OK / Bateria em ordem
(S) Bromsvätsketestare LED röd = Byt bromsvätska LED röd blinkandes = Byt batteri	LED gul = Låg vattenhalt, kontrollera igen inom 6 månader	LED grön = Bromsvätska OK / Batteriet är laddat
(N) Bremsevæsketester LED rød = Bytt bremsevæske LED rød blink = Bytt batteri	LED gul = Lavt vanninnhold, sjekk igjen innen 6 måneder	LED grønn = Bremsevæske OK / Batteri OK
(DK) Bremsevæske-testeanordning LED rød = Udskift bremsevæsken LED blinker rødt = Udskift batteriet	LED gul = Lavere fugtighedsindhold, kontrollér igen om 6 måneder	LED grøn = Bremsevæske OK / Batteri OK
(FIN) Jarrunestetesteri LED punainen = Vaihda jarruneste väliittörnästä LED punainen, vilkkuva = Vaihda paristo	LED keltainen = Jarrunesteen vaihto suoritettava pian	LED vihreä = Jarruneste OK / Paristo OK
(NL) Remvloeistofester LED rood = Remvloeistof vervangen LED rood knipperend = Batterie vervangen	LED geel = Laag vochtigheidsgehalte, binnen 6 maanden weer controleren	LED groen = Remvloeistof OK / Batterij OK
(GR) Σύστημα ελέγχου υγρών κόκκινη οθόνη = αλλαγή υγρών φρένων οθόνη κίτρινη και αναβοσβήνει = αλλαγή μπαταρίας	κίτρινη οθόνη = χαμηλή στάθμη υγρασίας επανέλεγχος σε 6 μήνες	πράσινη οθόνη = υγρό φρένων εντάξει / Μπαταρία εντάξει

Sample of typical brake fluid characteristics (varies with different brands)



Brake fluid tester "EasyCheck"

1. Operation

